



Houses of Worship - F-ROC: Approach and Overview for Leaders

May 16, 2023





Course Agenda



01 F-ROC Overview

02 Four Pillars of F-ROC

03 F-ROC Benefits

04 F-ROC Scoring

05 What's Next





Houses of Worship and Public Assistance



Understanding the terminology



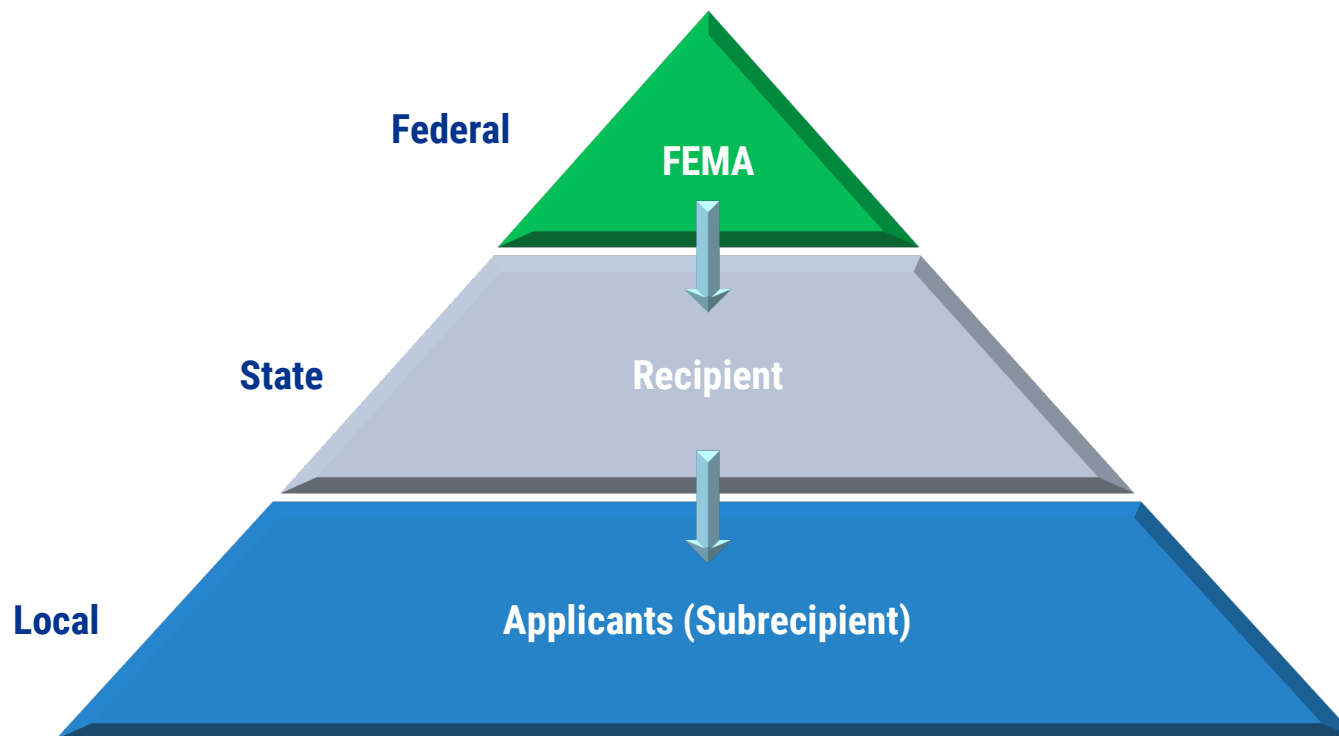
- Private Nonprofit (PNP)
- Houses of Worship (HOWs)
- Federal Emergency Management Agency (FEMA)
- Public Assistance (PA)
- Declared Event
- FEMA Project Categories
 - Category A (Cat A) – debris removal
 - Category B (Cat B) – emergency protective measures



Public Assistance Overview

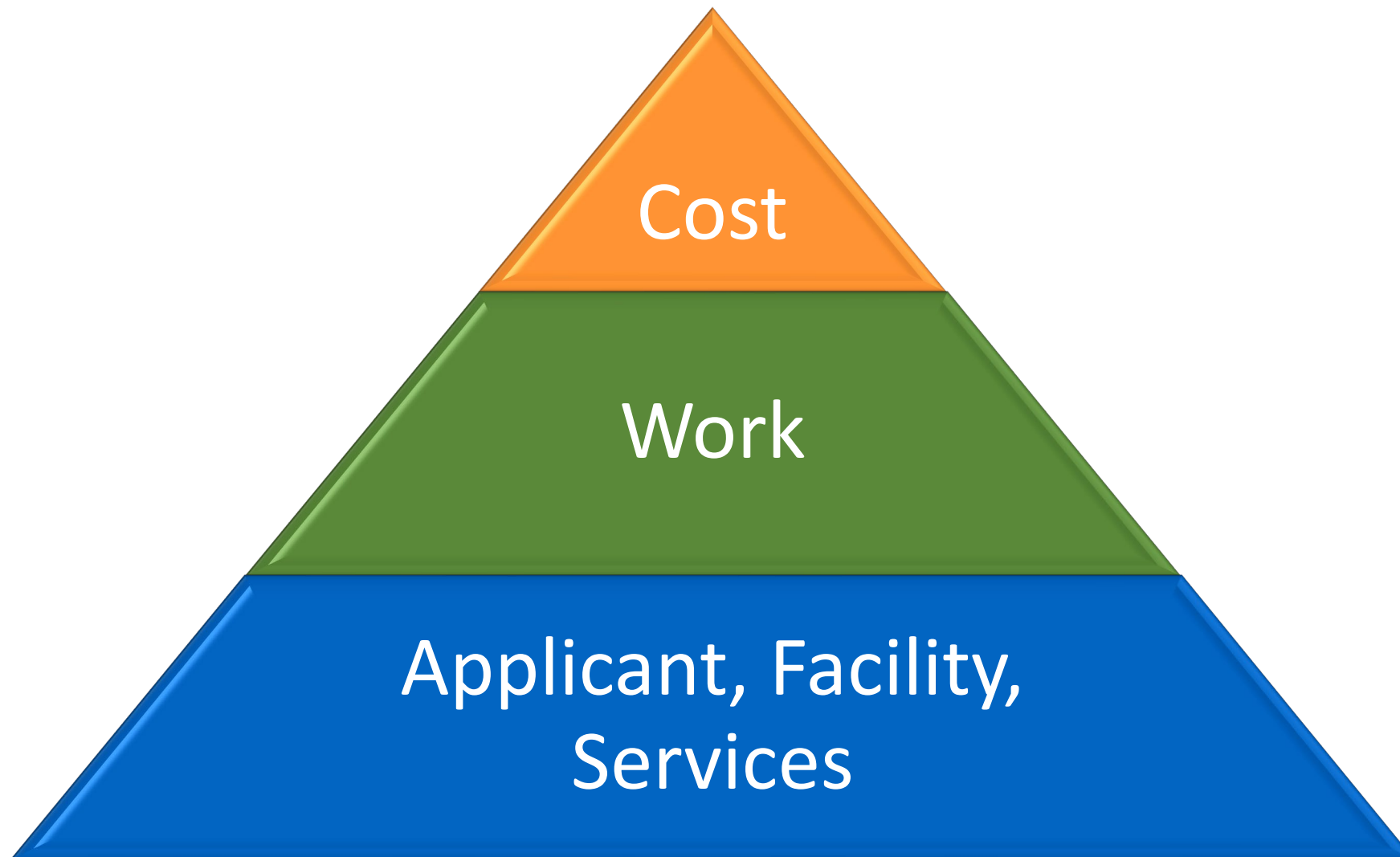


The mission of FEMA's Public Assistance Program is to provide assistance to State, Territorial, Tribal, and Local governments, and certain types of **private nonprofit organizations** so that communities can quickly respond to and recover from major disasters or emergencies declared by the President.





Program Eligibility for PNPs





Private Non-Profit Eligibility



To be an eligible PNP Applicant, the PNP must show:

- A ruling letter from the U.S. Internal Revenue Service that was in effect as of the declaration date and granted tax exemption under sections 501(c), (d), or (e) of the Internal Revenue Code; OR
- Documentation from the State substantiating it is a non-revenue producing, nonprofit entity organized or doing business under State law.



Poll Time



True or false, if a tree falls on your organization's building, are you eligible for FEMA Public Assistance Money?

To answer, head to
pollev.com/HOW or
scan the QR code





F-ROC Overview

How Did We Get Here?

01 No Standards

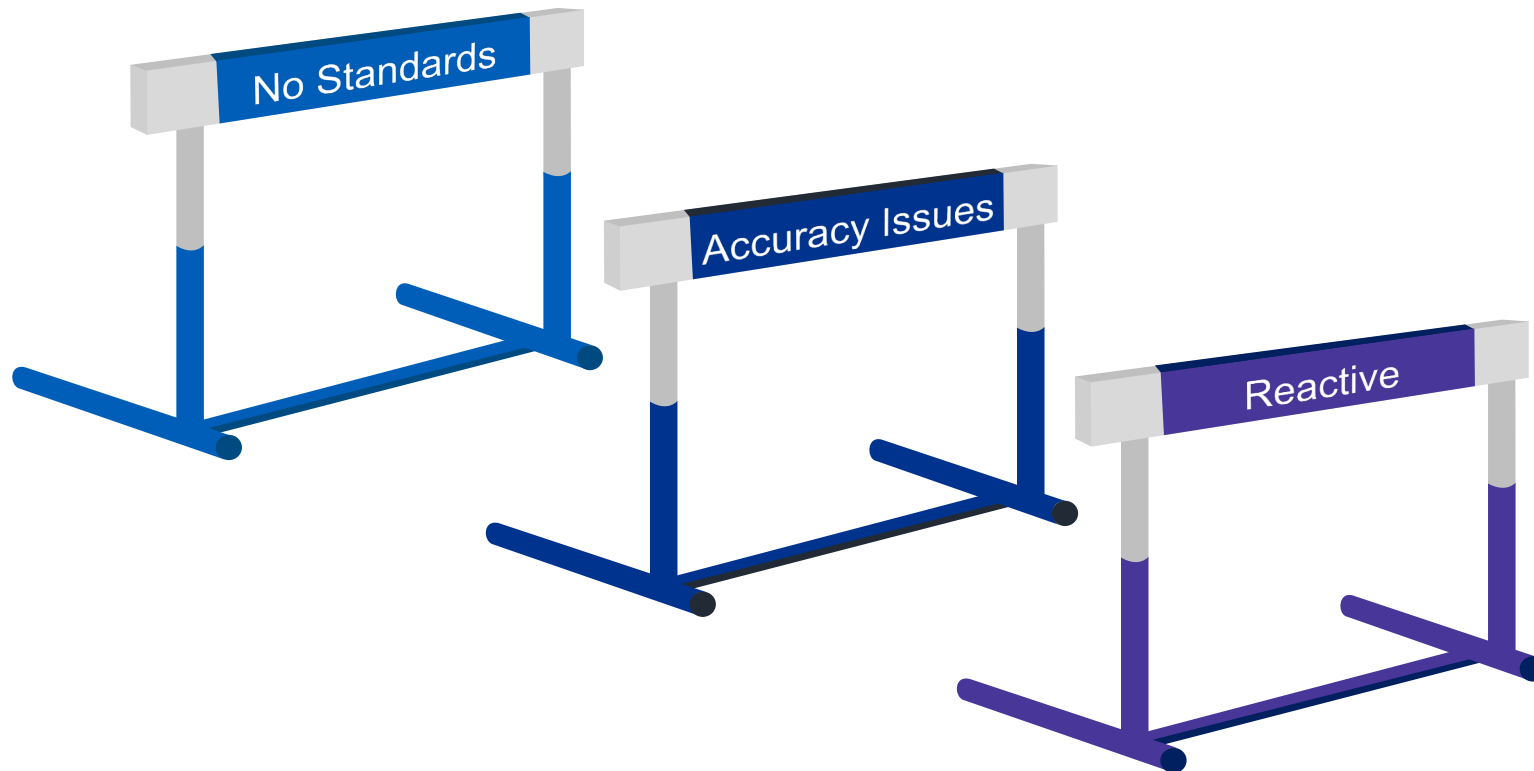
Documentation could be submitted in PDFs, Excel spreadsheet, email, scanned documents.

02 Accuracy Issues

Documentation was often inaccurate or incomplete and risk was high.

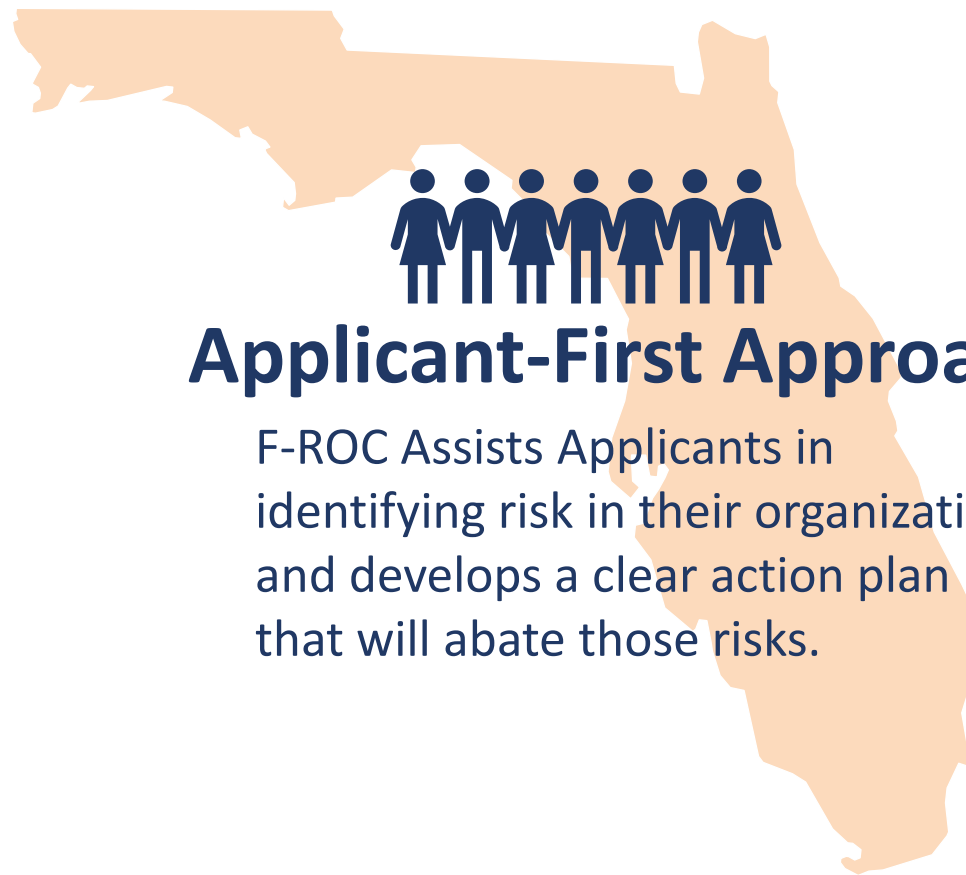
03 Reactive

Most of the work being done for an event was taking place after the event.





What is F-ROC?

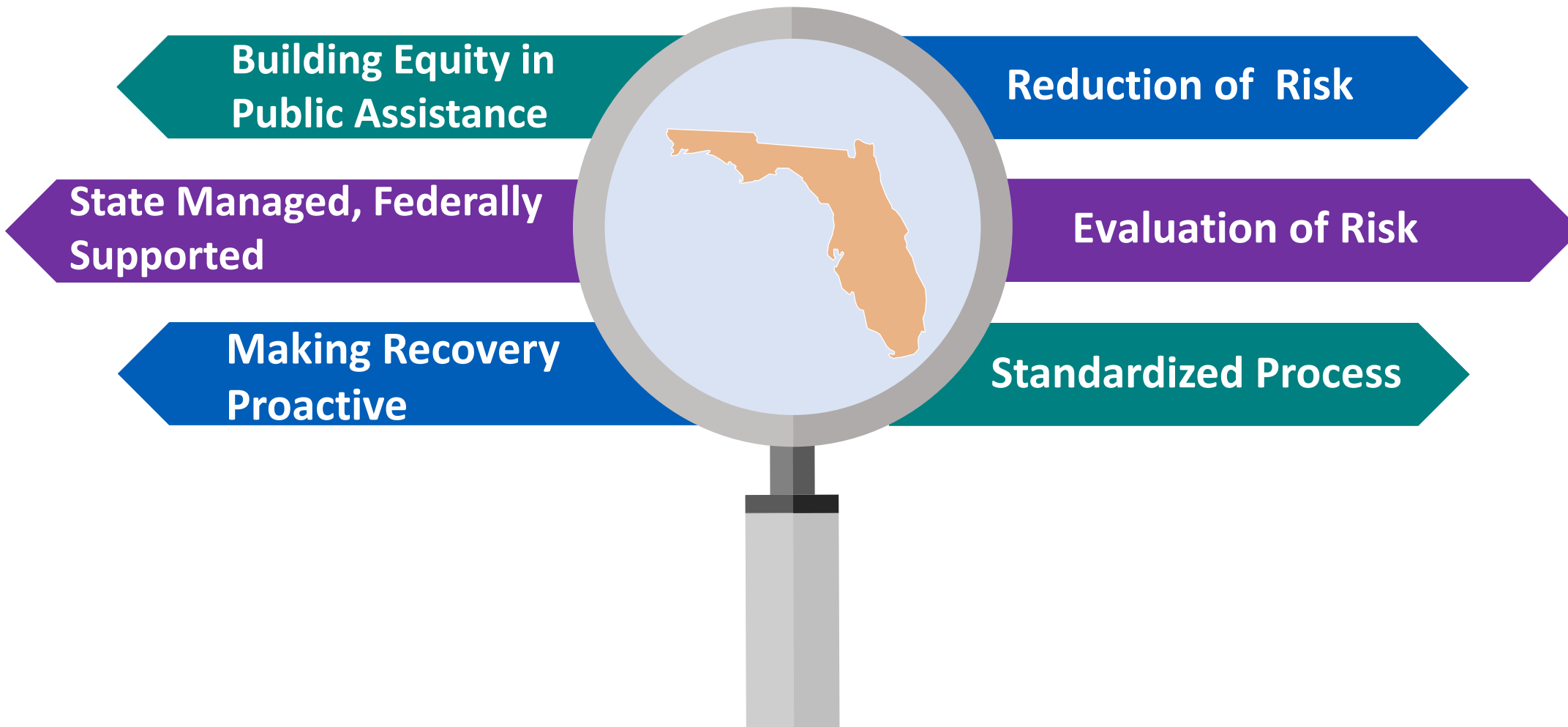


Applicant-First Approach

F-ROC Assists Applicants in identifying risk in their organization and develops a clear action plan that will abate those risks.



The Focus of F-ROC



Building Equity in
Public Assistance

Reduction of Risk

State Managed, Federally
Supported

Evaluation of Risk

Making Recovery
Proactive

Standardized Process



4 Pillars of F-ROC



4 Pillars of F-ROC



01 Standardization

Form standardization simplifies the process, making it easier to submit documentation for Public Assistance.

02 Procurement

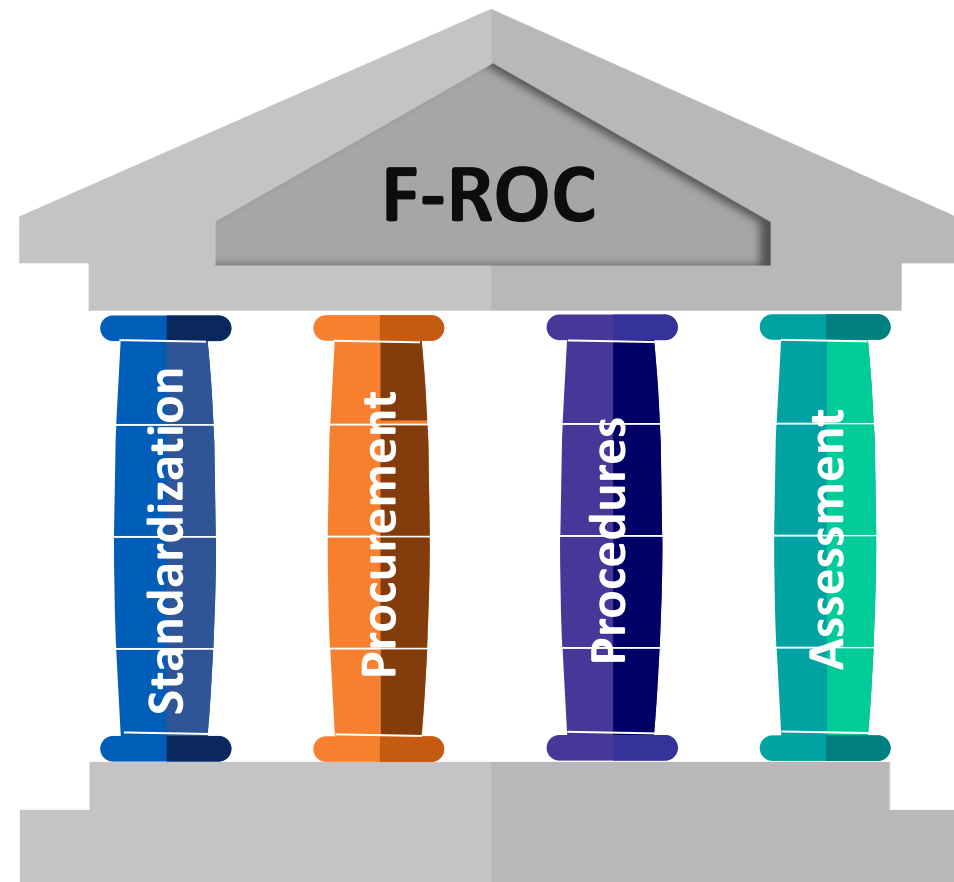
Understanding the procurement process and having contracts and vendors in place is critical in successful submission for Public Assistance.

03 Procedures

We help our Applicants prepare for events by ensuring they have a plan in place that includes policies and procedures.

04 Assessment

Our Disaster Readiness Assessment provides Applicants the insights needed for them to be successful in the F-ROC program.





Standardization



01 Standardization

Form standardization simplifies the process, making it easier to submit documentation for Public Assistance.

02 Procurement

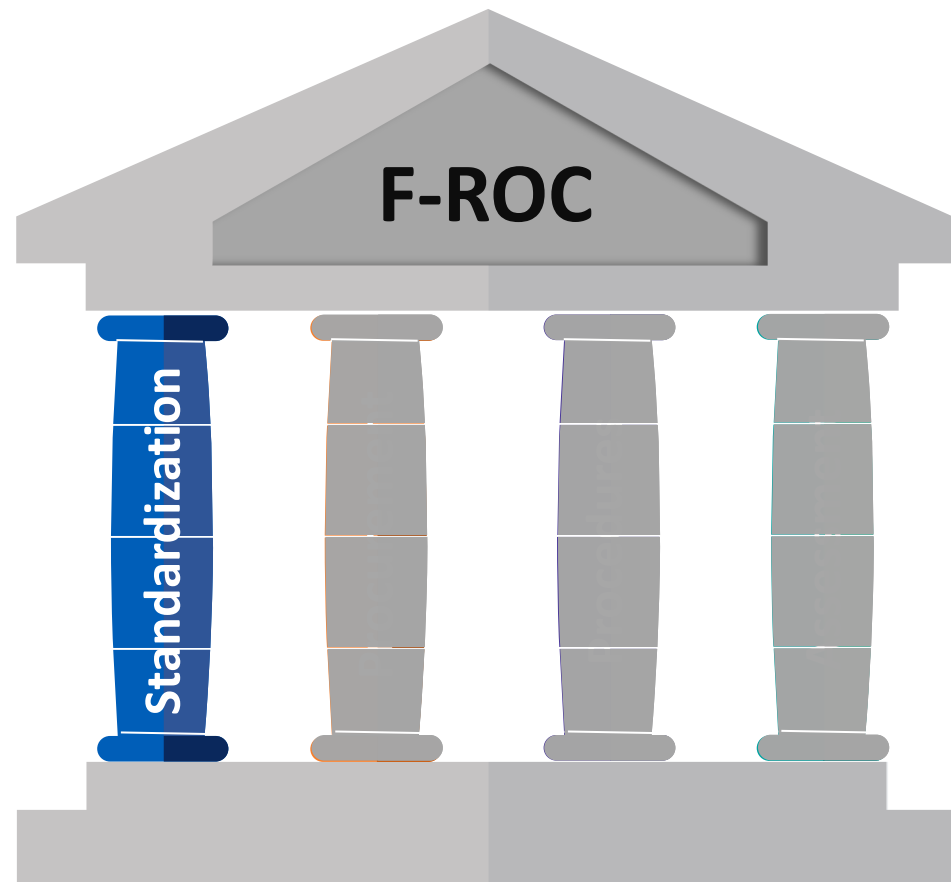
Understanding the procurement process and having contracts and vendors in place is critical in successful submission for Public Assistance.

03 Procedures

We help our Applicants prepare for events by ensuring they have a plan in place that includes policies and procedures.

04 Assessment

Our Disaster Readiness Assessment provides Applicants the insights needed for them to be successful in the F-ROC program.



Current Challenges



Timing of funding post-disaster to impacted communities



Inconsistencies in documentation elements and submissions



OIG findings around a lack of risk-based approaches in recovery



Increase in de-obligation due to documentation inconsistencies



Different forms, different processes within a county or region

Goals



Flow funding to impacted communities faster while also managing risk



Establish clear standardized documentation expectations to promote accuracy & efficiency



Promote a streamlined and simplified FEMA Public Assistance process built on Disaster Readiness Assessment



Provide Applicants with a listing of actions to decrease de-obligations and increase funding advancement



More cohesive approach and support between Applicants as everyone is using same documentation



Form Standardization



- Standardizing all Applicant projects to have the same look and feel will result in fewer questions, faster approvals, and a more streamlined Public Assistance process.
- Standardizing all forms for Category A and Category B and using intuitive features such as drop-down menus, limited free text, structured data, and essential data fields.
- Presenting all information in a clear, organized manner, and simplifying the process for Consolidated Resource Center (CRC) staff.



Standardized Forms



Contract Work Summary Record	Debris Management Site Checklist	Leaner-Hanger Summary	Mutual Aid - State Mission Cost Estimate Form - Editable PC
Crew Time Report	Demolition of Private Property Eligibility Checklist	Leaner-Hanger-Stump Ticket – Example	Mutual Aid - State Mission Cost Estimate Form - Editable Travel
Daily Activity Report- Inmates	Donated Resources - Emergency Work Checklist	Load Site Log	On-Hand Materials and Supplies Usage Log
Daily Activity Reports- Individual	Equipment Inventory Log	Mosquito Abatement – Vector Control Checklist	Public Assistance Applicant Procurement Compliance Checklist
Daily Activity Reports- Individual EMS	Expanded Daily Activity Reports – Team - National Guard	Mutual Aid - EMAC R-2	Right of Entry – Example
Daily Activity Reports- Individual Firefighter	FEMA EHP Completeness Checklist for CAT A and B Permit Reference List	Mutual Aid - SMAA Local Resource Support Agreement	Sign-In Sheet
Daily Activity Reports – Individual – Law Enforcement	First Push Activity Log	Mutual Aid - State Mission Cost Estimate Form - Editable	Stump Summary
Daily Activity Reports- Team	Haul-Out Log	Mutual Aid - State Mission Cost Estimate Form – Editable EC.	Tower Monitor Summary Form
Daily Roving Monitor Log	Initial Damage Assessment	Mutual Aid - State Mission Cost Est. Form – Editable Equipment Rates	Truck Certification Form & Instructions
Debris Load Ticket Template	Labor Backfill Form	Mutual Aid - State Mission Cost Est. Form - Editable Materials	Unmanned Equipment Usage Log
	Labor Roster	Mutual Aid- Claim Summary Form	



Procurement



01 Standardization

Form standardization simplifies the process, making it easier to submit documentation for Public Assistance.

02 Procurement

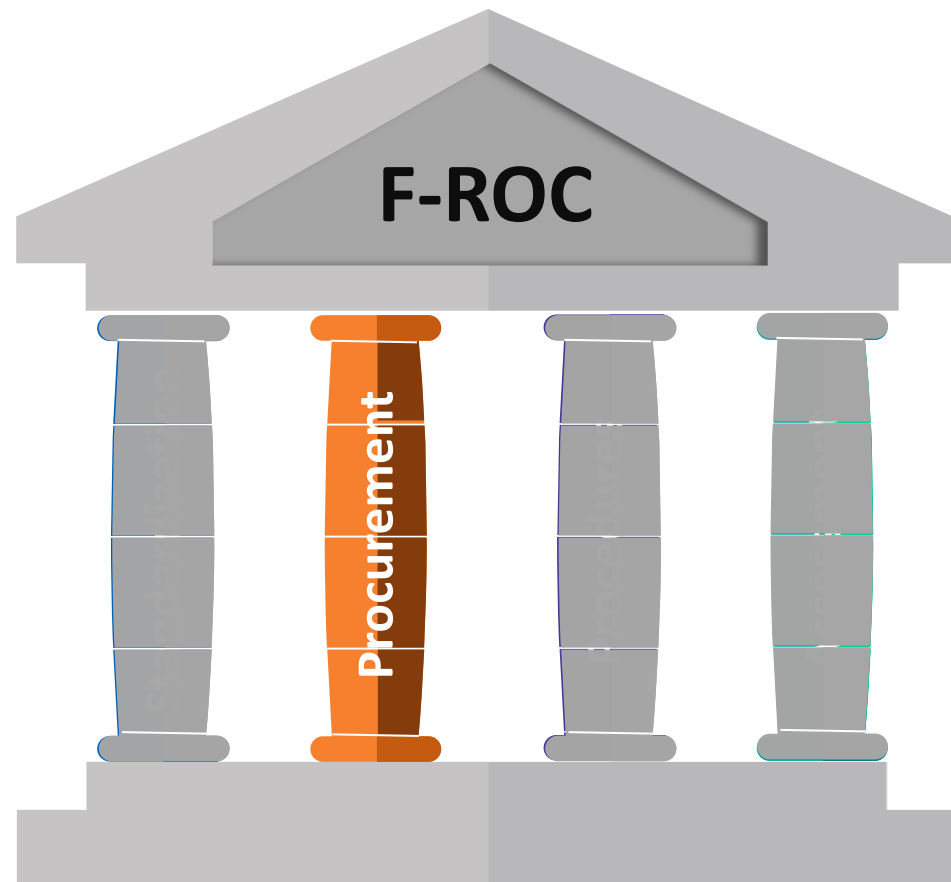
Understanding the procurement process and having contracts and vendors in place is critical in successful submission for Public Assistance.

03 Procedures

We help our Applicants prepare for events by ensuring they have a plan in place that includes policies and procedures.

04 Assessment

Our Disaster Readiness Assessment provides Applicants the insights needed for them to be successful in the F-ROC program.



When an Applicant decides to opt-in to F-ROC they are agreeing to complete important procurement activities BEFORE and AFTER an event.

Action Items!

Define cost eligibility

Identify labor, equipment, supplies, contractors

Apply procurement policies



F-ROC Procurement Planning

As you begin your F-ROC journey, you will have the opportunity to ensure that your procurement plans meet federal procurement regulations.



F-ROC Procurement Considerations

- Confirm your procurement procedures include important documentation.
- Confirm that your entity has written procurement procedures that ensure all solicitation documents include a clear description of the need for the goods or services being procured.
- Include all federally required contract provisions.
- Utilize F-ROC resources including Forms, Checklists, and your customized abatement plan.



Procedures



01 Standardization

Form standardization simplifies the process, making it easier to submit documentation for Public Assistance.

02 Procurement

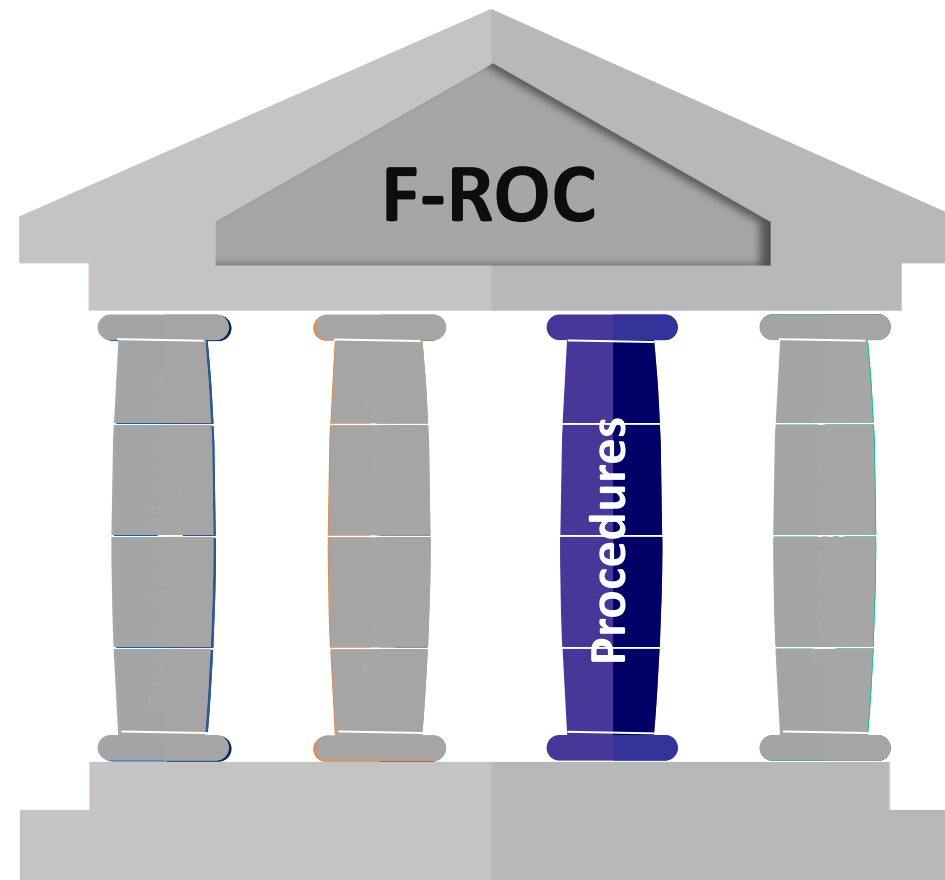
Understanding the procurement process and having contracts and vendors in place is critical in successful submission for Public Assistance.

03 Procedures

We help our Applicants prepare for events by ensuring they have a plan in place that includes policies and procedures.

04 Assessment

Our Disaster Readiness Assessment provides Applicants the insights needed for them to be successful in the F-ROC program.





Procedures for Recovery



**Make a
Plan**



**Update
Policies**



**Update
Procedures**



Assessment



01 Standardization

Form standardization simplifies the process, making it easier to submit documentation for Public Assistance.

02 Procurement

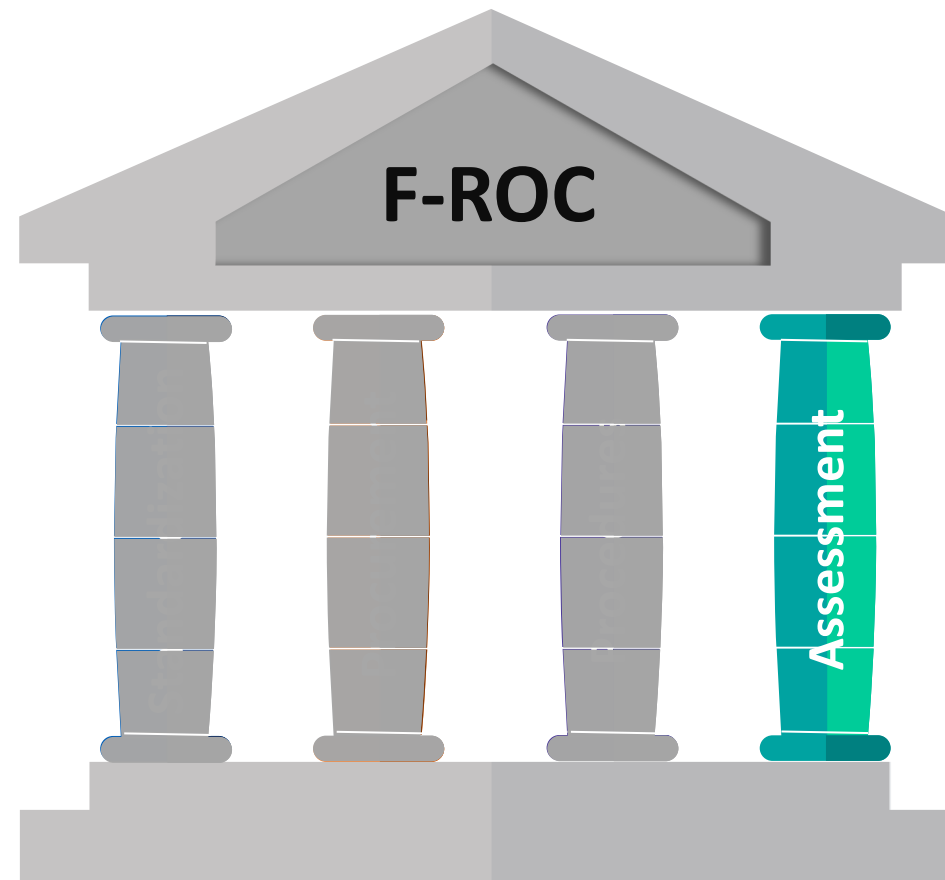
Understanding the procurement process and having contracts and vendors in place is critical in successful submission for Public Assistance.

03 Procedures

We help our Applicants prepare for events by ensuring they have a plan in place that includes policies and procedures.

04 Assessment

Our Disaster Readiness Assessment provides Applicants the insights needed for them to be successful in the F-ROC program.

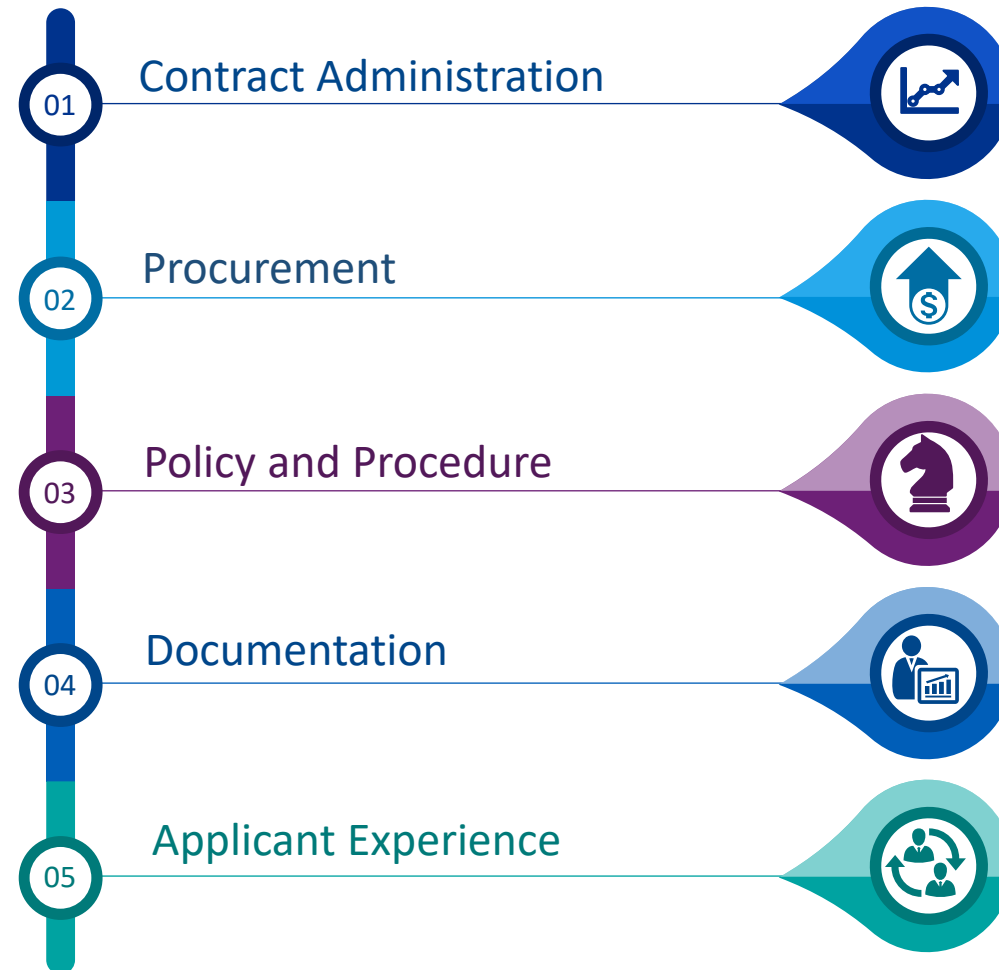




Disaster Readiness Assessment (DRA)



All Disaster Readiness Assessment questions were grouped into two categories, Category A and Category B. The questions in these two categories can then be further broken down into five sub-categories:

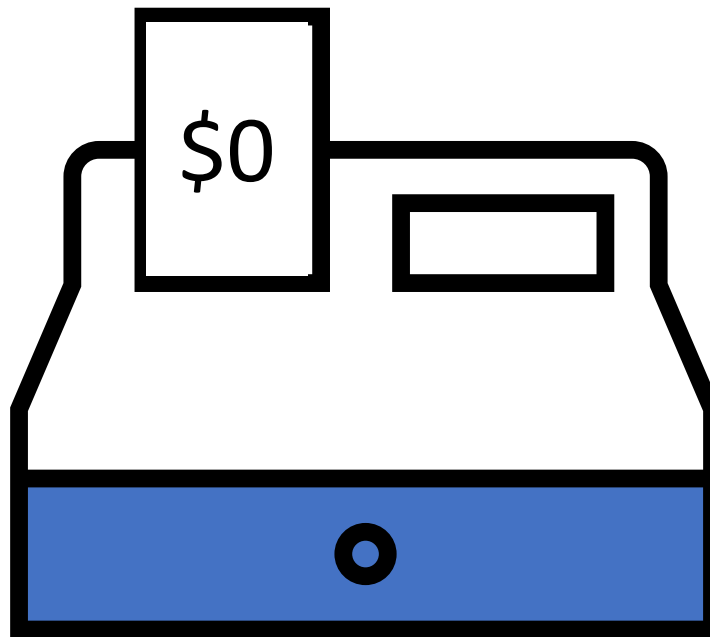




F-ROC Benefits



Cost to Join





Checklists and Guidance



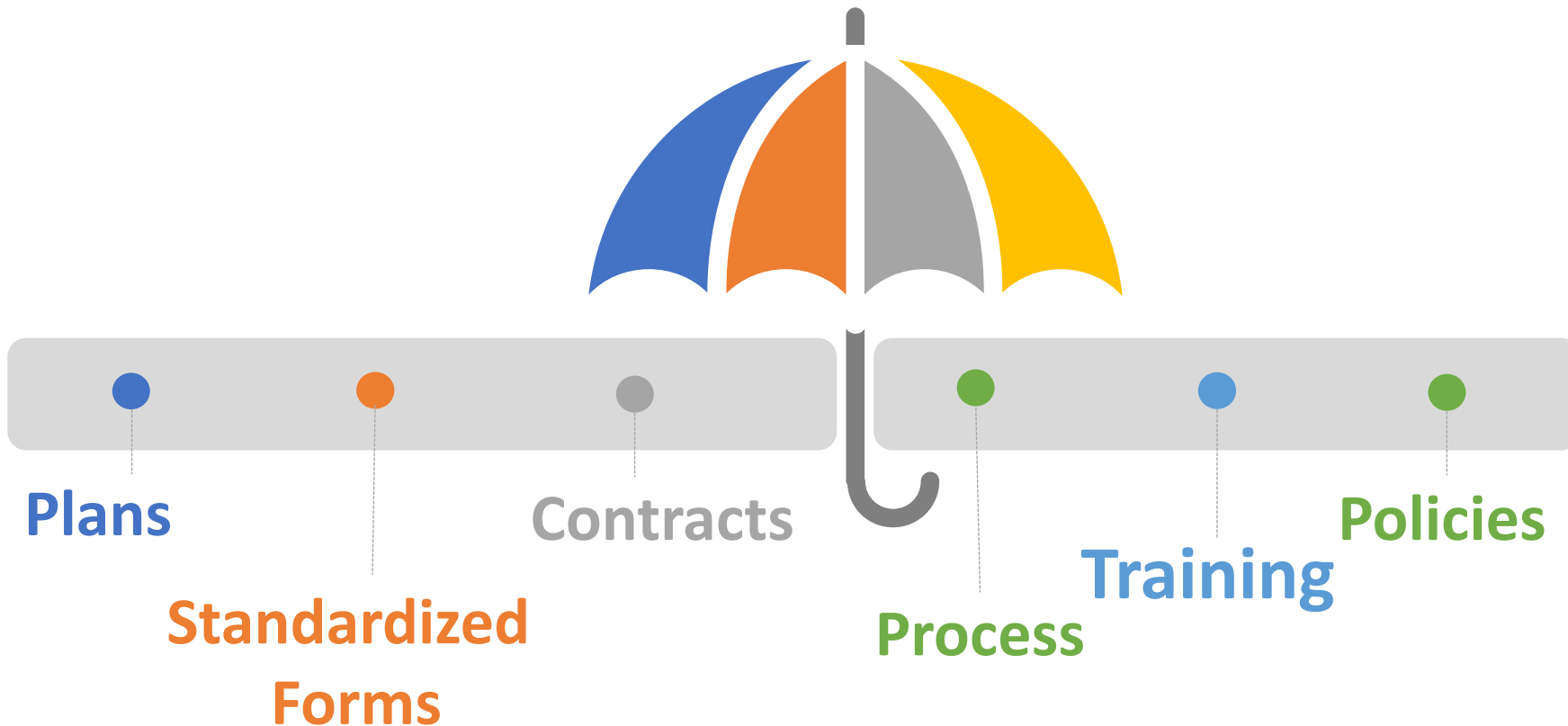
Log in to [Floridadisaster.org/froc](https://floridadisaster.org/froc) to find:

- FEMA policies and fact sheets
- Informational one-pagers
- Checklists
- Templates
- Guides
- Guidelines on common mistakes to avoid
- Use case examples
- Reference lists
- And so much more!





Customized Abatement Plan





F-ROC Scoring



F-ROC Scoring: 80% to 100%



The Florida Iceberg! Just like the majority of an iceberg isn't visible, the majority of PA funding can be received upfront through the F-ROC process.

The **maximum F-ROC score is 80**. This score is made up of three components:

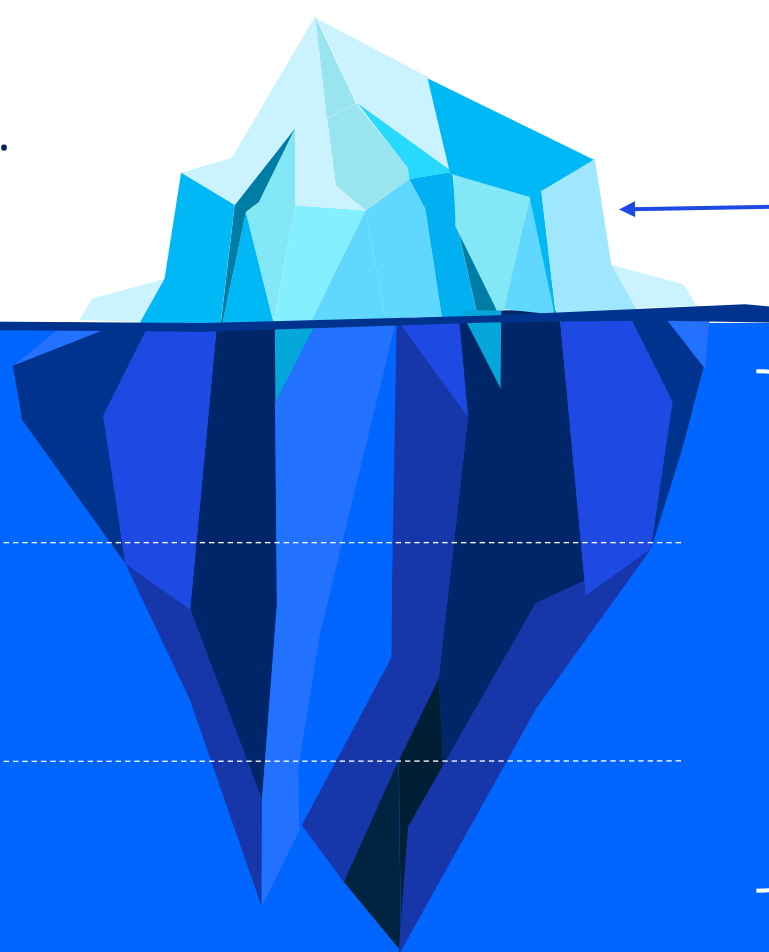
Once **validation** of supporting documents is **complete**, you will receive the remainder of the validated, obligated amount

20 Post Disaster Questionnaire (F-ROC Forms and Training)

40 Disaster Readiness Assessment

20 Baseline

With F-ROC, you can receive up to **80% Funding Upfront**





What's Next



Your Action Plan

Prepare to Recover



Complete the PDQ



06



Opt-In

01

Act on your AP
(if applicable)



05



Sign Terms & Conditions

02

Receive your Abatement Plan



04



Complete the DRA

03





Poll Time



Would you like someone from the Florida Division of Emergency Management to reach out to you for more feedback/questions?

To answer, head to
pollev.com/HOW or
scan the QR code






How Can I Stay Informed?



Have feedback
or ideas?



Want to receive
updates?



Please send an email to F-ROC@em.myflorida.com